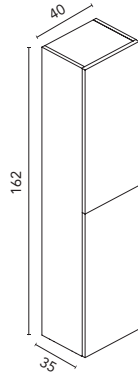


AUXILIARIES

COLUMN UNITS STYLE +

Depth 35.

- 1 fixed wooden shelf.
- 4 movable wooden shelves.
- Push-open system doors.




* Measures in cm.

FINISHES




BL1B: Gloss White




GR16B: Gloss Anthracite



GR21: Sandy Grey



NO14: Sandy Walnut




NO18: Arctic Walnut



RO12: Eternity Oak




RO14: Colonial Oak



BL26: Pure White



VD19: Green Pure



TE4: Terracotta Pure



AZ8: Pure Talc Blue

Finishes		Interior Sides	Interior Shelves	Bottom / Top	Back
Lacquered	BL1B	Gloss White	White	White	White
	GR16B	Gloss Anthracite	Grey	Coconut	Coconut
Melamine	GR21	Sandy Grey	Sandy Grey	Coconut	Coconut
	NO14	Sandy Walnut	Sandy Walnut	Coconut	Coconut
	NO18	Arctic Walnut	Arctic Walnut	Coconut	Coconut
	RO12	Eternity Oak	Eternity Oak	Coconut	Coconut
	RO14	Colonial Oak	Colonial Oak	Coconut	Coconut
	BL26	Pure White	Pure White	Coconut	Coconut
	VD19	Green Pure	Green Pure	Coconut	Coconut
	TE4	Terracotta Pure	Terracotta Pure	Coconut	Coconut
	AZ8	Pure Talc Blue	Pure Talc Blue	Coconut	Coconut